

# 2TY LINE

2" SOLAR DEEP WELL PUMP

Maximum diameter: 2".

High efficiency at a low cost.

Operates entirely on solar power, making it environmentally friendly.

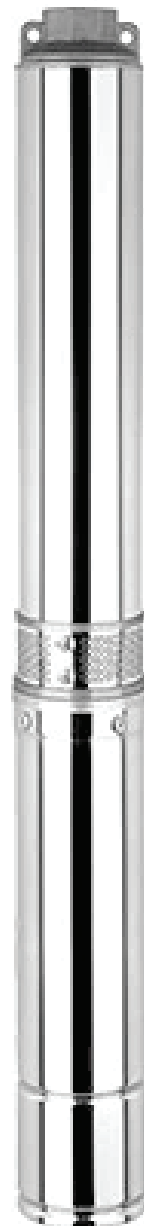
Ideal for household use and small-scale agricultural applications.

Copper winding.

Stainless Steel Inlet and Outlet.

Stainless steel motor casing.

Comes complete with an inverter and 6 feet of cable.



19591 NE 10th Ave - Miami, FL 33179 - BAY F & G

(786) 233-4203

[www.schraiberpumpusa.com](http://www.schraiberpumpusa.com)

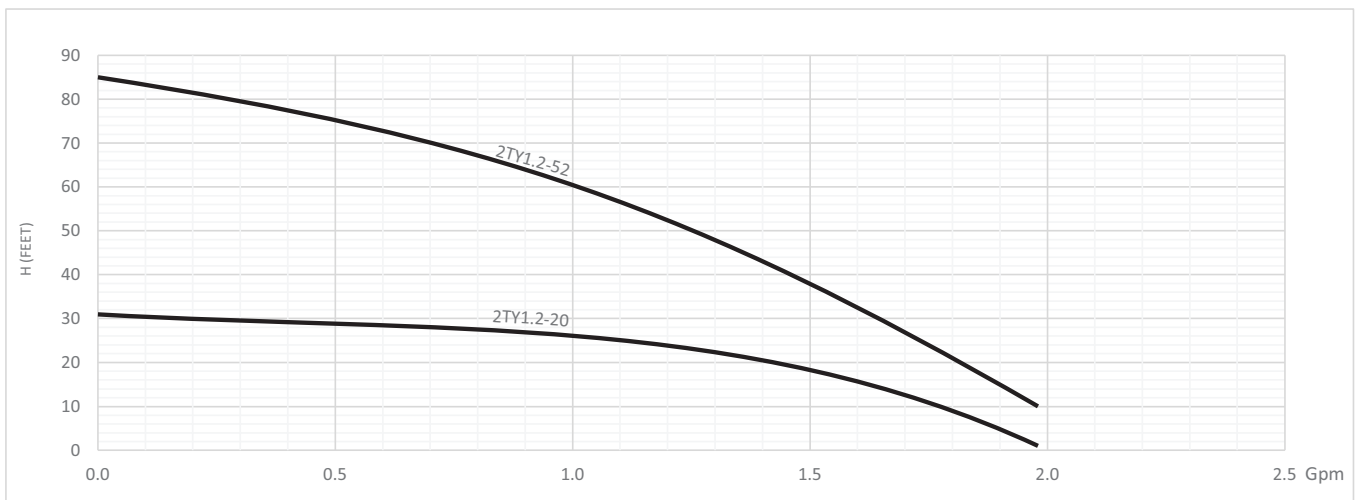
[sales@schraiberpumpusa.com](mailto:sales@schraiberpumpusa.com)

# PERFORMANCE

# 2TY LINE

2" SOLAR DEEP WELL PUMP

MODEL	Outlet	Hp	Kw	Power	E Board	Gpm	0.0	2.1	4.5	6.6	8.7
2TY1.2-20	3/4"	0.4	0.3	300W	A-B	H (ft)	102	92	72	49	3
2TY1.2-52	3/4"	1	0.6	600W	A-B	H (ft)	279	253	194	131	33



# 4TY LINE

4" SOLAR DEEP WELL PUMP

Maximum diameter: 4".

Offers fast assembly, low maintenance requirements, and exceptional reliability.

Suitable for household use, small-scale agricultural operations, industrial settings, and construction sites.

Utilizes copper winding for optimal performance.

Stainless Steel Inlet and Outlet.

Stainless steel motor casing.

Includes an inverter and 6 feet of cable.

Features a durable stainless steel body and motor




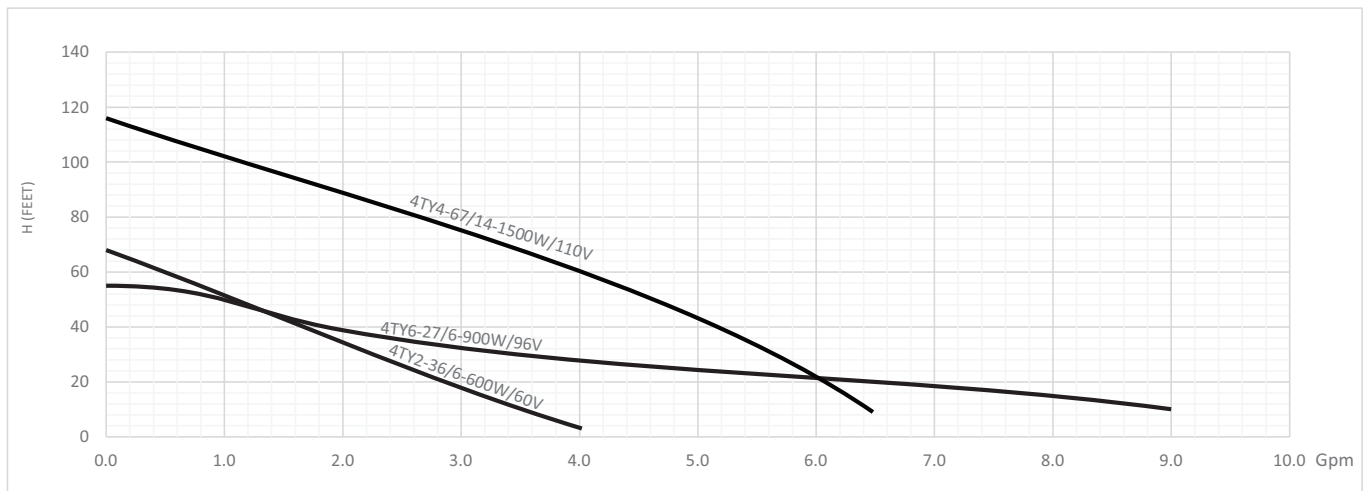
19591 NE 10th Ave - Miami, FL 33179 - BAY F & G  
(786) 233-4203  
[www.schraiberpumpusa.com](http://www.schraiberpumpusa.com)  
[sales@schraiberpumpusa.com](mailto:sales@schraiberpumpusa.com)

# PERFORMANCE

# 4TY LINE

4" SOLAR DEEP WELL PUMP

MODEL	Outlet	HP	Kw	Power	E Board	Gpm	0.0	4.5	8.7	15.3	17.7	26.4	28.5	35.1	39.6
4TY2-36/6-600W/60V	1 1/4"	1	0.6	600w	A-B	H (ft)	223	171	118	33	10				
4TY6-27/6-900W/96V	1 1/2"	1.2	0.9	900w	A-B	H (ft)	180		128	118	112	89	79	52	33
4TY4-67/14-1500W/110V	1 1/4"	2	1.5	1500w	A-B-C	H (ft)	380	101	276	236	203	75	30		



# SOLAR PUMP

SOLAR JET PUMP

- Ideal for drawing water from boreholes up to 29 feet deep.
- Suitable for pumping clean water without suspended solids.
- Self-priming, with built-in ejector.
- Pump + Inverter included.
- Solar-powered for ecological and efficient operation.
- Copper winding for durability.



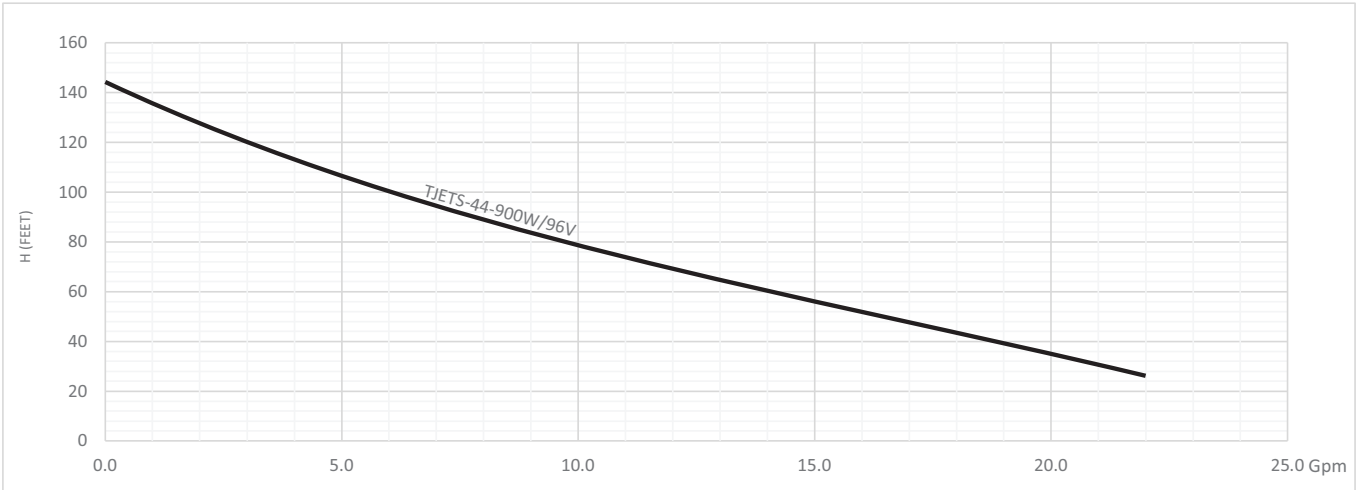
19591 NE 10th Ave - Miami, FL 33179 - BAY F & G  
(786) 233-4203  
[www.schraiberpumpusa.com](http://www.schraiberpumpusa.com)  
[sales@schraiberpumpusa.com](mailto:sales@schraiberpumpusa.com)

# PERFORMANCE

# SOLAR PUMP

SOLAR JET PUMP

MODEL	HP	Kw	Gpm	0.0	2.2	4.4	6.6	8.8	13.2	17.6	22.0
TJETS-44-900W/96V	1.2	0.9	H (ft)	144	125	112	102	85	69	46	26



# SOLAR PUMP

HIGH FLOW SOLAR JET PUMP

Maximum flow rate up to 264 GPM.

Ideal for rapid transfer of water.

Copper winding for durability.

Pump + Inverter included.

Digital inverter with MPPT function.

PMSM motor.

Frame support.



19591 NE 10th Ave - Miami, FL 33179 - BAY F & G

(786) 233-4203

[www.schraiberpumpusa.com](http://www.schraiberpumpusa.com)

[sales@schraiberpumpusa.com](mailto:sales@schraiberpumpusa.com)

# PERFORMANCE

# SOLAR PUMP

HIGH FLOW SOLAR JET PUMP

MODEL	Inlet	Outlet	HP	Kw	Gpm	0.0	4.5	8.7	15.3	17.7	26.4	28.5	35.1	39.6
TPN22-28-1200W/110V	2"	2"	1.5	1.2	H (ft)	223	171	118	33	10				
TPN60-26-2200W/280V	3"	3"	3	2.2	H (ft)	180	180	128	118	112	89	79	52	33

